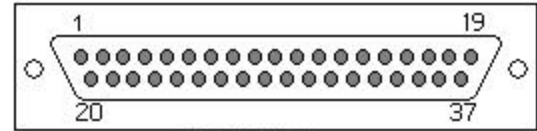


V.36/EIA-449 Pinout

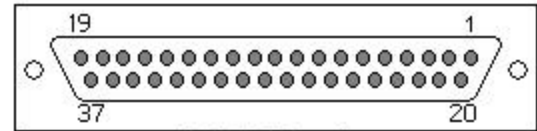
V.36/EIA-449 Boards with DB-37 cable assemblies (see part numbers for cables below)

Sync 2000 single port V.36/EIA-449 DB-37 cable - Part #77000440

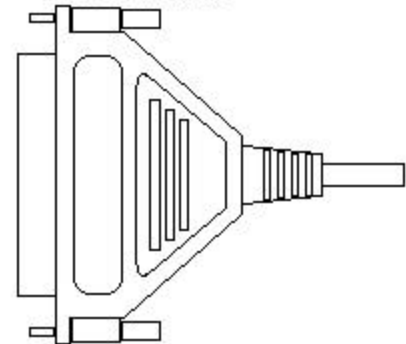
DB-37	Direction	Signal
1	↔	Shield
2	→	Signal Rate Indicator
4	←	Received Data +
5	←	Send Timing +
6	→	Send Data +
7	→	RTS +
8	←	Received Timing +
9	→	CTS +
10	→	Local Loopback
11	←	Data Mode +
12	→	Terminal Ready +
13	→	Receiver Ready +
14	→	Remote Loopback
15	←	Incoming Call
16	←	Select Frequency
17	→	Terminal Timing +
18	←	Test Mode
19	↔	SG
20	↔	Receive Common
22	→	Send Data -
23	←	Send Timing -
24	→	Receive Data -
25	→	RTS-
26	←	Receive Timing -
27	←	CTS-
28	→	Terminal In Service
29	←	Data Mode -



DB-37 Male



DB-37 Female



30	➔	Terminal Ready -	
31	➔	Receiver Ready -	
32	➔	Select Standby	
33	➡	Signal Quality	
34	➔	New Signal	
35	➔	Terminal Timing -	
36	➡	Standby Indicator	
37	↔	Send Common	
Shell	↔	GND	