TFT LCD Carrier Board

55001399-01 RevA

EDT ET028002DHU

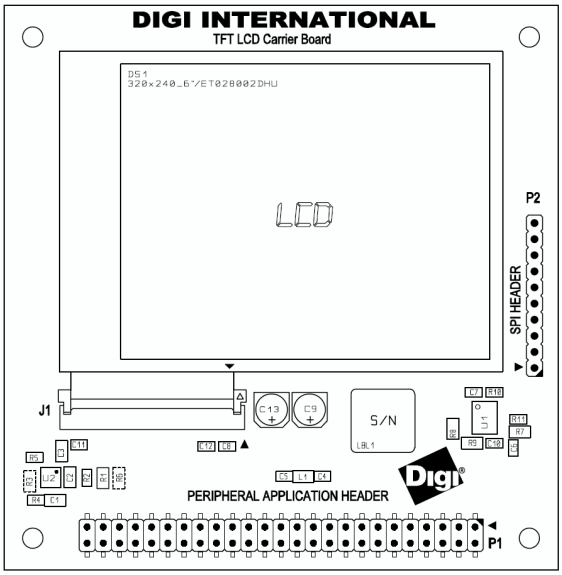

TFT LCD Display - EDT ET028002DHU : Block Diagram

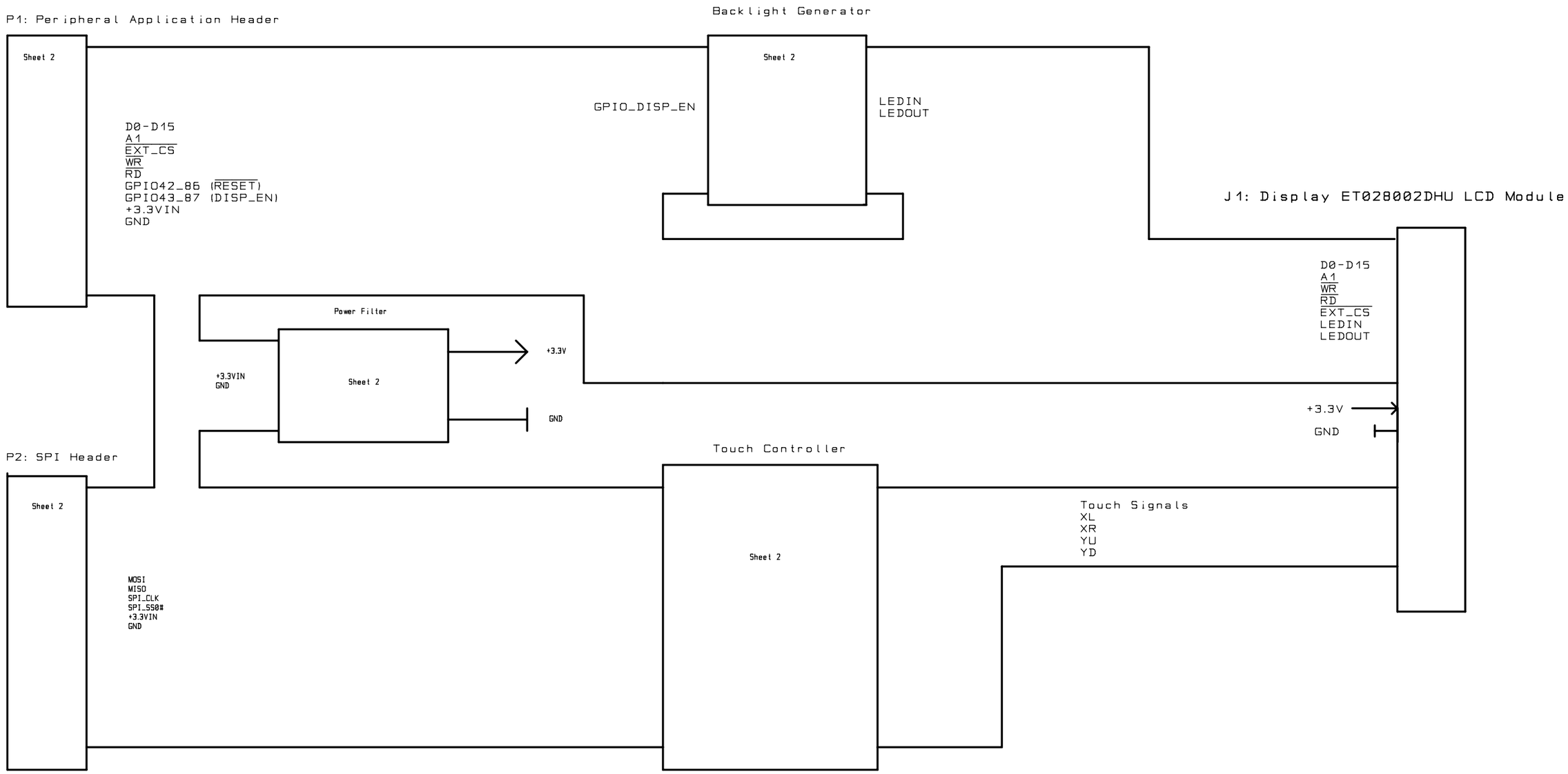

© Digi International Inc. All rights reserved

Usable for:							Scale:	Filename: EDT_LCD_AD_JS.scm
							TFT LCD Carrier Board EDT ET028002DHU	
					Date	Name	Title:	
				Designer	22.10.2008	HPS, KR	Overview	
				Approved				
				ISO				
B	ECO001101	15.05.09	HPS					
A	NPR000301	09.12.08	KR				Partnumber: 55001399-01	Sheet 1 of 2
02	ERP-LN Transisiton	22.10.08	KR					
01	Initial Version	15.04.08	KR					
Rev.	Modification	Date	Name				Provided for:	Provided by:

© Digi International Inc. All rights reserved

JumpStart Peripheral Application Header

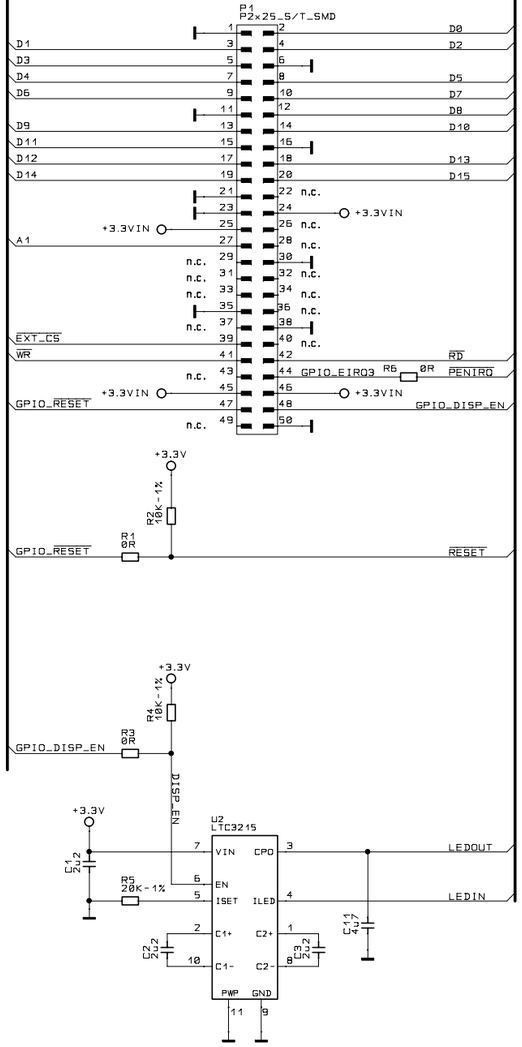

Backlight Generator

JumpStart Serial SPI Header (Pin1-6)

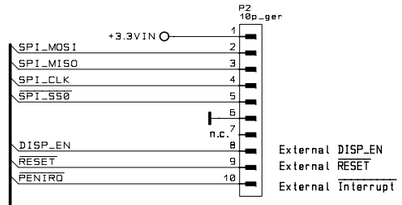

SPI Touch Controller

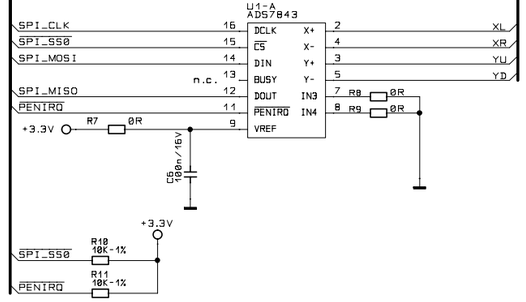

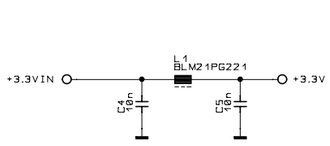

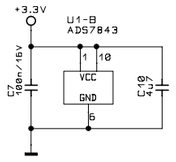

ET028002DHU LCD Module

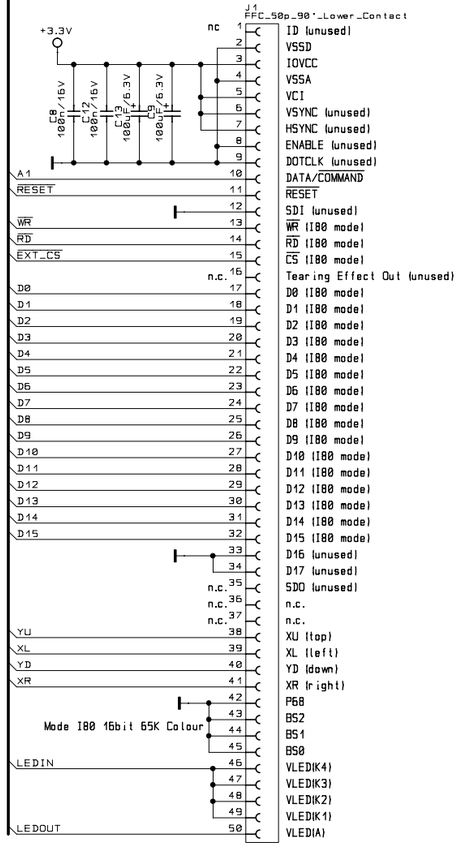

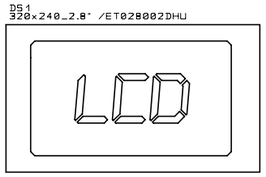

Usable for:						
					Date	Name
				Designer	22.10.2008	HPS, KR
				Approved		
				ISO		
B	ECO001101	15.05.09	HPS			
A	NPR000301	09.12.08	KR			
02	ERP-LN Transisiton	22.10.08	KR			
01	Initial Version	15.04.08	KR			
Rev.	Modification	Date	Name			

Scale:

Filename: EDT_LCD_AD_JS.scm

TFT LCD Carrier Board

EDT ET028002DHU

Title:

Connectors, Backlight, Touch

Partnumber: 55001399-01

Sheet 2 of 2

Provided for:

Provided by:

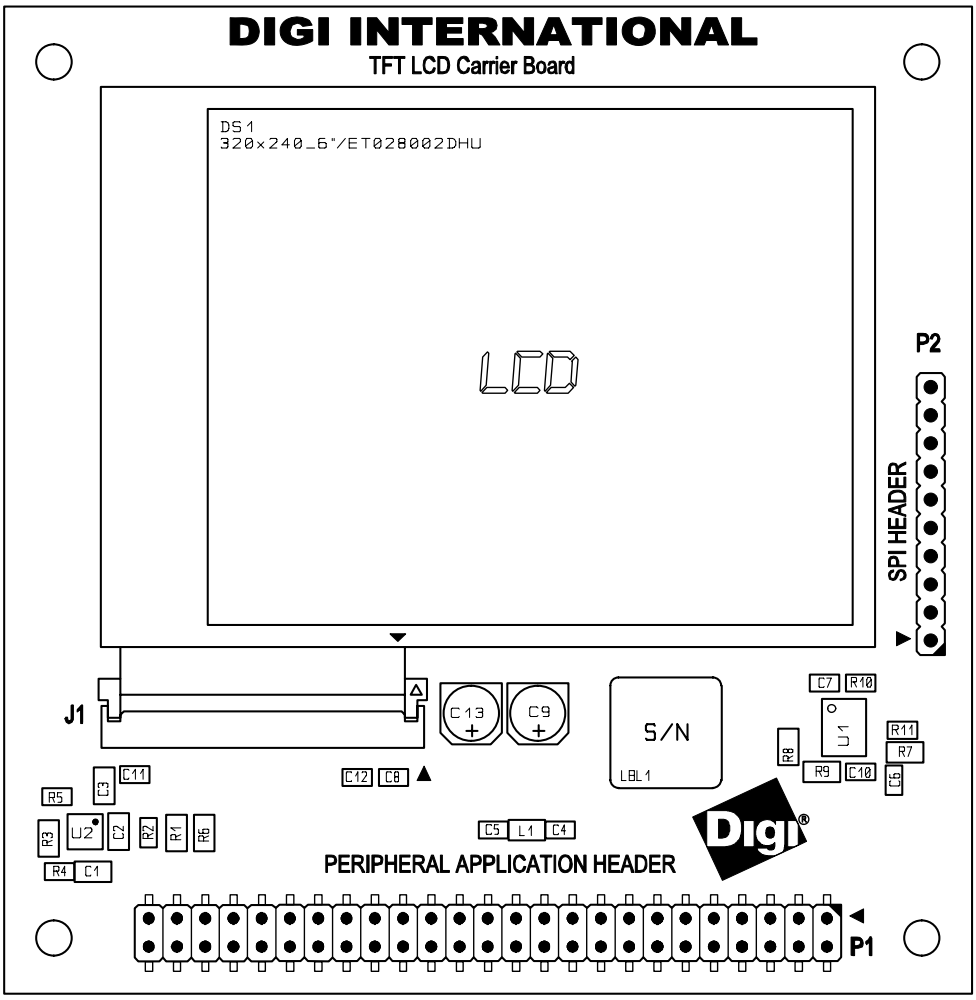

EDT_LCD_AD_JS Silkscreen TOP
22.10.08

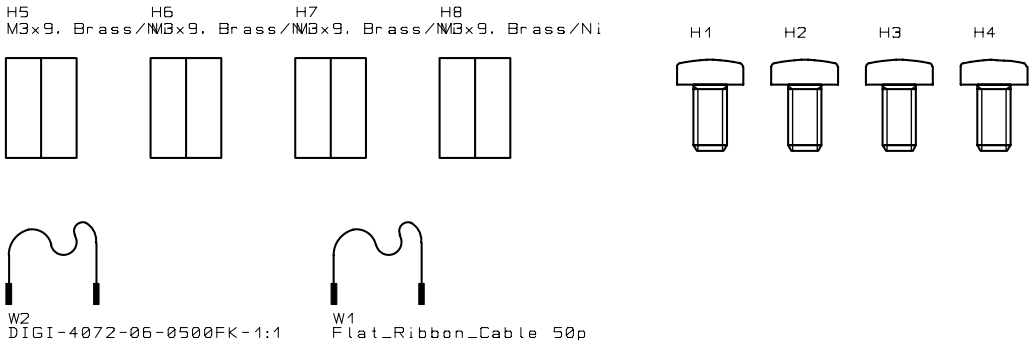

© Digi International Inc.
All rights reserved

Usable for:							Scale: 1.5	Filename: EDT_LCD_AD_JS.pcb
							TFT LCD Carrier Board EDT ET028002DHU	
					Date	Name	Title:	
				Designer	22.10.08	SC	Placement TOP Side	
				Approved				
				ISO				
B	ECO001101	15.05.09	SC					
A	NPR000301	09.12.08	SC				Partnumber:	Sheet
02	ERP-LN Transition	22.10.08	SC				55001399-01	1
01	Initial Version	15.04.08	SC					of 1
Rev.	Modification	Date	Name				Provided for:	Provided by:

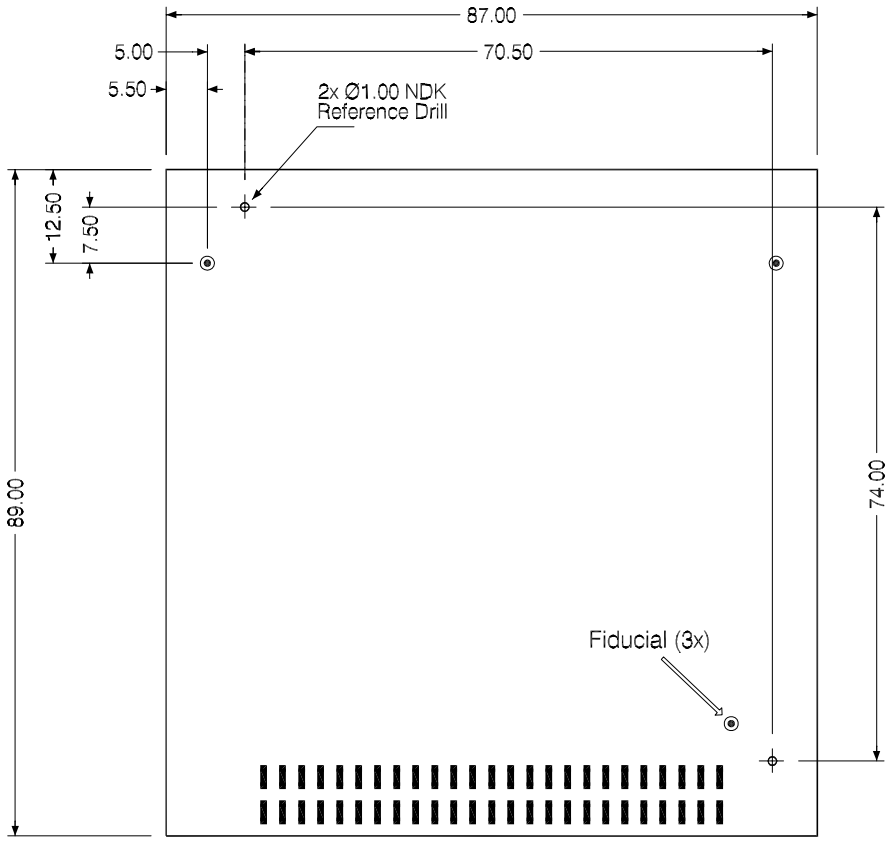

CAUTION:

- Offset between the reference drills and the fiducials: <=0,1mm.
- Offset between the milled board outline and the fiducials: ±0,2mm.
- Plated holes and not plated holes must be drilled in one step!
- Fiducials and not plated holes are already defined in the gerber/drill files!

BEACHTEN:

- *Versatz der Referenzbohrungen zu den Fiducials: <=0,1mm.*
- *Versatz der Fräskontur zu den Fiducials: ±0,2mm.*
- *DK- und NDK-Bohrungen in einem Arbeitsgang bohren!*
- *Fiducials und NDK-Bohrungen sind bereits in den Gerber/Drill-daten vorhanden!*

All rights reserved
© Digi International Inc.

All dimensions in mm.
Alle Massangaben in mm.

Overall tolerance: ±0,1mm.
Allegemeine Toleranz: ±0,1mm.

	Date	Name
Draw.	21.10.08	SC
Appr.		
Stand.		

Rev.	Modification	Date	Name

Scale: 1:1

Filename: 30010122-01_PCB.DWG

EDT_LCD_AD_JS

Title:

Dimensions TOP

Partnumber:

30010122-01_A

Sheet 1 of 1

Provided for:

Provided by: